

# 190Z 210Z 215Z

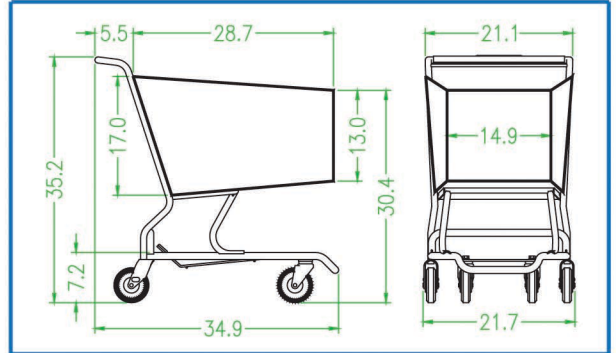
9,600 in.<sup>3</sup> - 11,500 in.<sup>3</sup> - SHOPPING CARTS

MODEL	CAPACITY (in. <sup>3</sup> )		NEST (in.)	WEIGHT (lbs.)	102X53' TRAILER	CHROME, NYLON BASKET MULTICOLOR POWDER	ONE COLOR POWDER OVER E-COAT	COMMENTS
	SHOPPING	BASKET						
190Z	9,600	6,200	10	49	720	Yes	Yes	
210Z	11,200	7,900	10	48	590	Yes	Yes	
215Z	11,500	8,100	10	52	560	Yes	Yes	

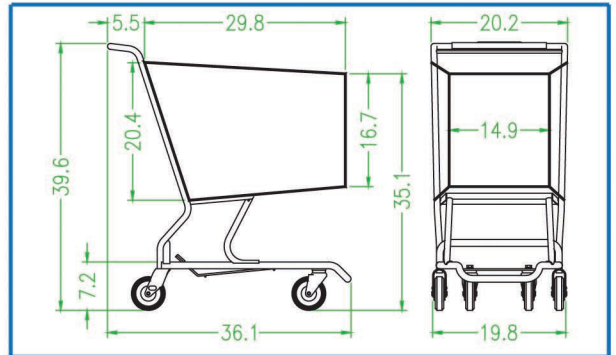
## 190Z



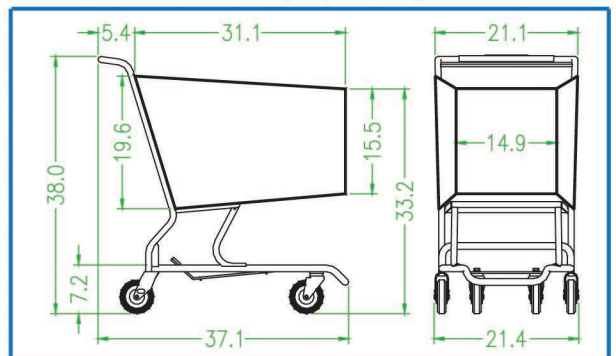
### 190Z (9,600 in.<sup>3</sup>)



### 210Z (11,200 in.<sup>3</sup>)



### 215Z (11,500 in.<sup>3</sup>)



### FEATURES

Double wire truss basket - stronger, lighter.  
 Drop down gravity assist baby seat - less likely to bind when nesting.  
 7 ga. (0.177) rear casters - stronger, cleaner, self aligning.  
 Integrated handle, rear casters, tube between rear wheels - much stronger.



**R.W. Rogers Company**

610 S. Kirk Rd., St. Charles, IL 60174  
 Phone: 630-377-9033 \* Fax: 630-377-2073  
<http://www.rwrogerscompany.com>

