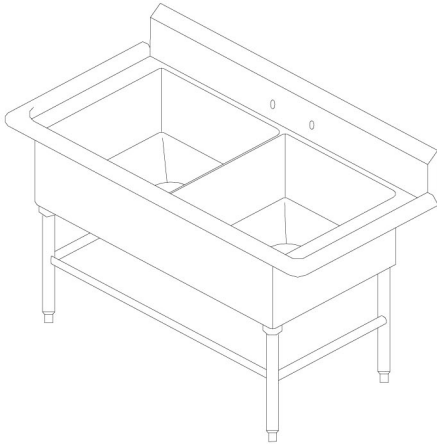


"2PB" Pro-Bowl Sinks

Two Compartment Sinks w/ Galvanized Base & Bracing



PREMIUM: 14 ga. 304 S/S welded Bowls
14 ga. 304 S/S sides and Splash
10" Back Splash



STANDARD: 16 ga. 304 S/S welded Bowls
16 ga. 304 S/S sides and Splash
10" Back Splash

STANDARD		PREMIUM	
16 Gauge	Qty	14 Gauge	Qty
2PB1618		42PB1618	
2PB18		42PB18	
2PB1824		42PB1824	
2PB24		42PB24	
2PB3024		42PB3024	

FEATURES:

- * Standard 16 Gauge (optional 14 gauge)
- Type 300 stainless steel with # 3 polish, satin finish
- * 12" Deep Bowls (optional 14" deep bowls)
- * All Corners, both vertical and horizontal, coved at 5/8" radius
- * Bottoms of bowls formed for drainage to 3-1/2" diameter die stamped opening
- * Full length **10" High Boxed Backsplash**, with 2" return to wall at 45 degree and 3/4" turned down rear lip
- * 1-1/2" Faucet Holes in Backsplash
- * Solid Stainless Steel front panel, type 300 stainless steel with # 3 polish, satin finish
- * All outside corners of assembly are Bullnosed to provide safe, clean and polished edge
- * Standard legs 1-5/8" diameter, 16 gauge galvanized steel 100% pre-galvanized steel - **Not Plated** (optional stainless steel)
- * Legs located directly under sink bowls, providing increased stability and maximum weight support

Bowl Sizes:

16" X 18"	18" X 24"
16" X 20"	24" X 24"
18" X 18"	30" X 24"

CONSTRUCTION:

Top: Stainless Steel Sinks are TIG welded, Exposed welds are polished to match adjacent surface.

Bases: Galvanized Bases are MIG welded

MATERIAL:

Bowls & 16 gauge stainless Steel (optional 14 Gauge)

Top: Type 300 stainless steel with # 3 polish, satin finish

Legs: 1 5/8" Round O.D., 16 gauge galvanized steel 100% pre-galvanized steel - **Not Plated**

Bracing: 1 1/4" Round O.D., 16 gauge galvanized steel 100% pre-galvanized steel - **Not Plated**

Gussets: Stainless Steel

Feet: 1" adjustable galvanized bullet feet

OPTIONAL ACCESSORIES

	Qty
END SPLASHS, RIGHT , LEFT or BOTH	
14" DEEP BOWLS	
14 GAUGE	
FAUCETS	
ADD-A-FAUCETS	
PRE-RINSE UNITS	
LEVEL WASTE	
OVERSHELVES	
POT RACK	
STAINLESS STEEL FEET	

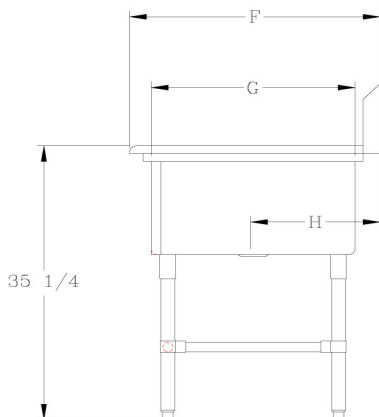
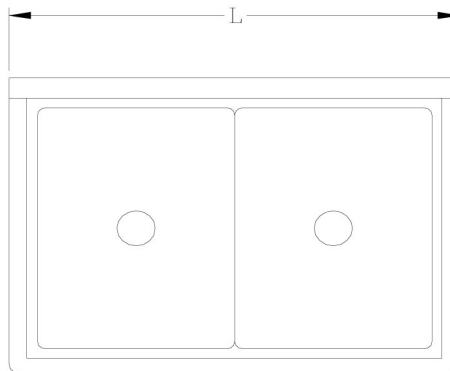


R.W. Rogers Company
610 S. Kirk Rd., St. Charles, IL 60174
Phone: 630-377-9033 * Fax: 630-377-2073
<http://www.rwrogerscompany.com>



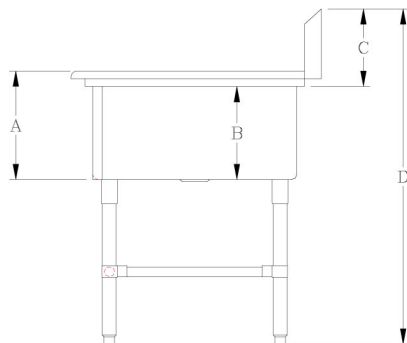
DETAILED SPECIFICATIONS

BOWLS	F	G	H
16 X 18	23-1/2"	18"	11-15/16"
16 X 20	25-1/2"	20"	12-15/16"
18 X 18	23-1/2"	18"	11-15/16"
18 X 24	29-1/2"	24"	14-15/16"
24 X 24	29-1/2"	24"	14-15/16"
30 X 24	29-1/2"	24"	14-15/16"



A	14"
B	12"
C	10"
D	43"

STANDARD 16 GAUGE				
MODEL	BOWL SIZE	DIMENSIONS	DB	WT.
2PB1618	16 X 18 X 12	37-18" X 23-1/2"	-	190
2PB18	18 X 18 X 12	39-1/8" X 23-1/2"	-	200
2PB1824	18 X 24 X 12	39-1/8" X 29-1/2"	-	225
2PB24	24 X 24 X 12	53-1/8" X 29-1/2"	-	255
2PB3024	30 X 24 X 12	65-1/8" X 29-1/2"	-	290



PREMIUM 14 GAUGE				
MODEL	BOWL SIZE	DIMENSIONS	DB	WT.
42PB1618	16 X 18 X 12	37-1/8" X 23-1/2"	-	209
42PB1824	18 X 18 X 12	39-1/8" X 23-1/2"	-	220
42PB1824	18 X 24 X 12	39-1/8" X 29-1/2"	-	248
42PB24	24 X 24 X 12	53-1/2" X 29-1/2"	-	281
42PB3024	30 X 24 X 12	65-1/8" X 29-1/2"	-	319

All dimensions are typical.

Tolerance +/- .500".

All units ship unassembled for reduced shipping cost.



R.W. Rogers Company

610 S. Kirk Rd., St. Charles, IL 60174
 Phone: 630-377-9033 * Fax: 630-377-2073
<http://www.rwrogerscompany.com>

