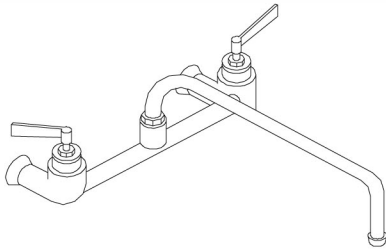
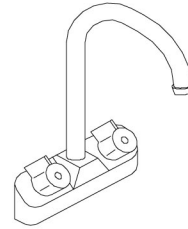


"Accessories" Pro-Bowl Sinks



**8" Splash
Mount Faucet**

MODEL	SPOUT
PBF-8-S	8"
PBF-10-S	10"
PBF-12-S	12"

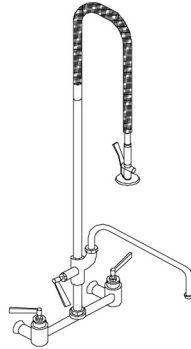


**Hand Sink
4" Center**

MODEL	SPOUT
PB-HS-4	8"



Pre - Rinse



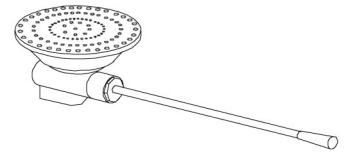
MODEL	MOUNT
PB-PRW-1	WALL
PB-PRD-2	DECK

Add-A-Faucet

PB-AD-14	14" Spout
----------	-----------



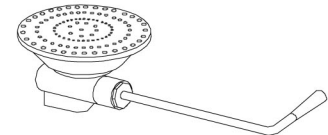
**Straight Action
Lever Waste**



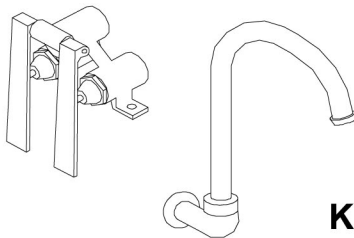
MODEL	DRAIN
PB-LWS-2	2"



**Twist Action
Lever Waste**

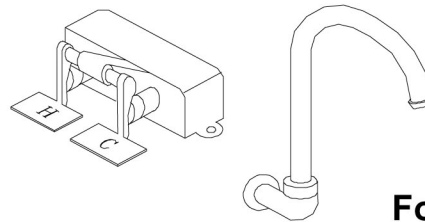


MODEL	DRAIN
PB-LWR-1	2"



Knee Valve

MODEL	SPOUT
PB-KV-1	3-1/2"



Foot Valve

MODEL	SPOUT
PB-FV-2	3-1/2"



R.W. Rogers Company

610 S. Kirk Rd., St. Charles, IL 60174
Phone: 630-377-9033 * Fax: 630-377-2073
<http://www.rwrogerscompany.com>

