

# BARNWOOD FIXTURES



MODERN INDUSTRIAL STYLE

TRADITIONAL FUNCTIONALITY

DURABLE CONSTRUCTION FOR YEARS OF USE



Phone 630 • 377 • 9033 Fax 630 • 377 • 2073 [www.rwrogerscompany.com](http://www.rwrogerscompany.com)

Your cart and display source since 1963



## BARNWOOD FIXTURE SERIES

The R. W. Rogers Company has designed the Barnwood Fixture Series to bring a modern industrial style to your retail environment while keeping with traditional functionality. The series includes orchard bins for your produce and floral areas, ice bin merchandisers for refrigerated goods and checkout counters. All of these fixtures are produced in house and custom work is available upon request.



## COUNTERS

The R.W. Rogers modular checkout counter system is a versatile solution for your temporary or permanent counter needs. The 22" x 22" and 22" x 46" base units can be combined in different configurations to create the ideal checkout system for your location. The counters are constructed of barn wood style tongue and groove boards with an aluminum frame. The galvanized counter surface adds to the functionality and creates the perfect choice for indoor and outdoor use. Custom sizes and colors are available upon request.

*(Optional accessories include: Lane Lights, Casters and Drawers)*



## ORCHARD BINS

Our orchard bins provide a stunning display system for your produce department. The barn wood style boards combined with the exposed aluminum frame create a modern appearance while keeping with the traditional functionality. The orchard bins are available in 36" square and 48" square sizes along with flat tops or stepped riser tops. Custom sizes and colors are available upon request.




## ICE BIN MERCHANDISERS


Our ice bin merchandisers create a versatile and unique display option that can be effective throughout the retail and restaurant environment. The merchandisers provide the perfect presentation for products ranging from beverages to produce. Barn wood style boards accent the exposed aluminum frame and stainless steel ice bin offering a beautiful display. The size options include 24" x 48" and 48" x 48", with custom sizes and colors available upon request.



### A MODEL #RWR-ACT-CS2



### B MODEL #RWR-ACT-CS24



#### FINISHES



BROWN




GRAY

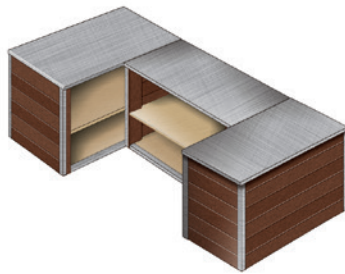


CHERRY

#### CONFIGURATIONS



MODEL #RWR-ACT-CKO44L A + B



MODEL #RWR-ACT-UCAB B x 3

#### SIZES

MODEL #01-ORCHBIN-36F  
36" x 36" x 34"H

MODEL #01-ORCHBIN-48F  
48" x 48" x 34"H

- ABS plastic liner
- Available with locking casters or solid legs

#### FINISHES



ABS PLASTIC LINER




BROWN



GRAY



CHERRY




#### SIZES

MODEL #03-MIT-2448  
24" x 48" x 34"H

MODEL #03-MIT-4848  
48" x 48" x 34"H  
(shown on left)

- Insulated stainless steel bin
- Drain with shut-off valve
- 5 gallon collection barrel

#### FINISHES



STAINLESS STEEL BIN



BROWN



GRAY



CHERRY

